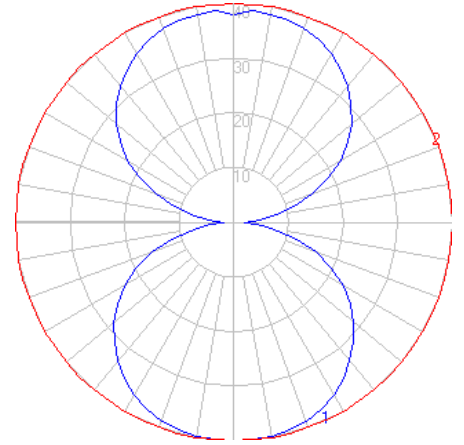


# BEGA

Photometric Filename: 33505.IES

TEST: BE\_33505  
 TEST LAB: BEGA  
 DATE: 8/25/2016  
 LUMINAIRE: 33 505  
 LAMP: 5.8W LED



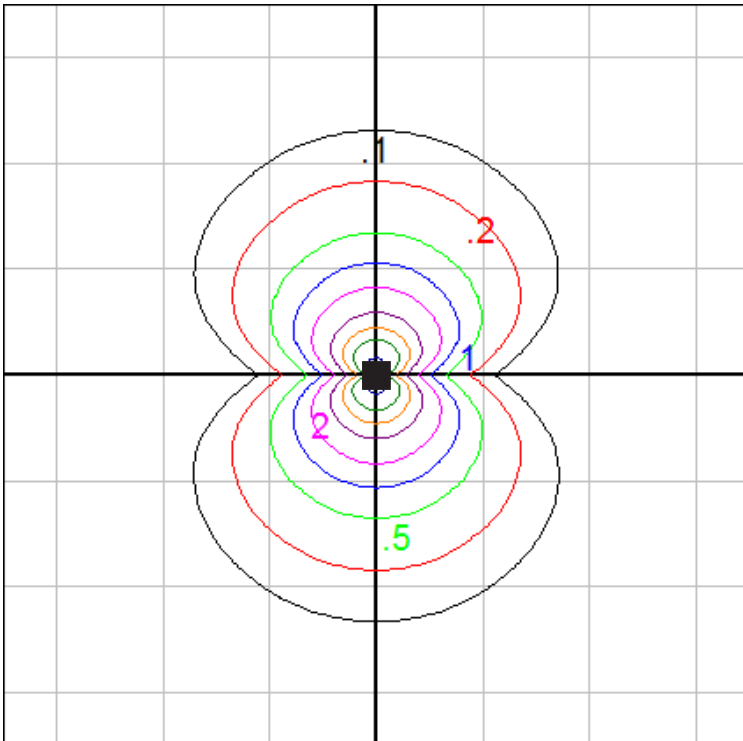
## Characteristics

IES Classification	Type VS
Longitudinal Classification	Very Short
Lumens Per Lamp	N.A. (absolute)
Total Lamp Lumens	N.A. (absolute)
Luminaire Lumens	290
Downward Total Efficiency	N.A.
Total Luminaire Efficiency	N.A.
Luminaire Efficacy Rating (LER)	37
Total Luminaire Watts	7.8
Ballast Factor	1.00
Upward Waste Light Ratio	0.49
Max. Cd.	40.11 (90H, 5V)
Max. Cd. (<90 Vert.)	40.11 (90H, 5V)
Max. Cd. (At 90 Deg. Vert.)	6.01 (2.1%Lum)
Max. Cd. (80 to <90 Deg. Vert.)	10.87 (3.7%Lum)
Cutoff Classification (deprecated)	N.A. (absolute)

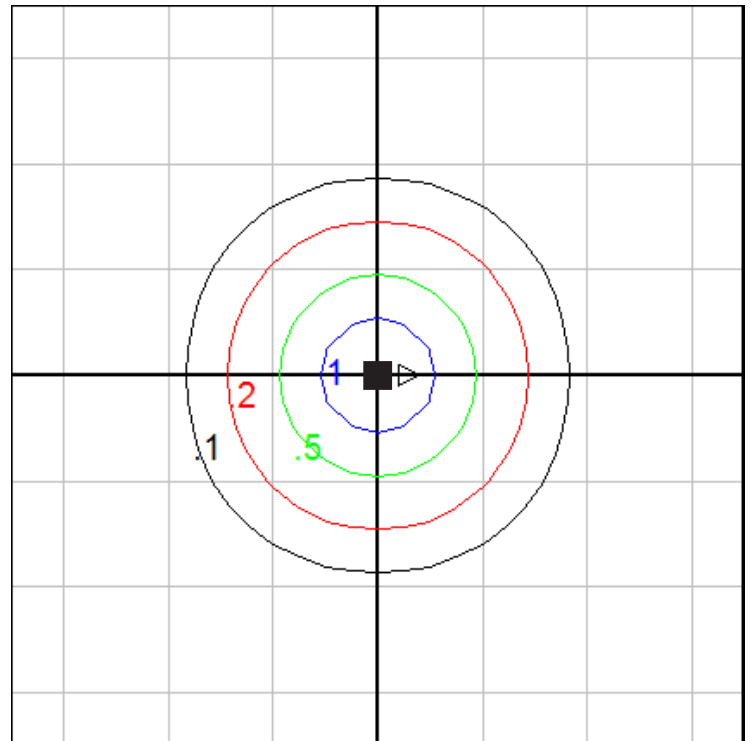
## Lum. Classification System (LCS)

LCS Zone	Lumens	%Lamp	%Lum
FL(0-30)	16.3	N.A.	5.6
FM(30-60)	35.6	N.A.	12.3
FH(60-80)	17.7	N.A.	6.1
FVH(80-90)	3.8	N.A.	1.3
BL(0-30)	16.3	N.A.	5.6
BM(30-60)	35.6	N.A.	12.3
BH(60-80)	17.7	N.A.	6.1
BVH(80-90)	3.8	N.A.	1.3
UL(90-100)	7.6	N.A.	2.6
UH(100-180)	135.8	N.A.	46.8
Total	290.2	N.A.	100.0

**BUG Rating B0-U3-G0**



Wall Mount - Isofootcandle grid on wall  
 Grid Spacing = 2.5 ft.



Wall Mount - Isofootcandle grid on floor  
 Mounting Height = 5 ft.  
 Grid Spacing = 5 ft.

In the interest of product improvement, BEGA reserves the right to make technical changes without notice.