

### BEGA bollard tubes - round

As a supplement to BEGA bollard heads

On this page you will find all bollard tubes for the bollard heads on Pages 230 to 243. A brief description on Page 228 provides an overview of the system and of all possible combinations or heads and tubes. Detailed technical information for all system components can be found on our website.









Simply order the bollard head and the required bollard tube. The two modules can be connected quickly and easily to each other during installation.

Die-cast and extruded aluminum · Stainless steel · Accoya® wood

All BEGA standard finishes are matte, textured powder coat with minimum 3 mil thickness. BEGA Unidure® finish, a fluoropolymer technology, provides superior fade protection in Black, Bronze, and Silver. BEGA standard White, as well as optionally available RAL and custom colors, are a polyester powder.

NRTL listed to North American standards · Suitable for wet locations  
Protection class IP 65

	Bollard tubes			H	Anch. unit
Ø 5 1/2	<b>A</b>	<b>99 614</b>	Without components · Low	14 1/4	<b>79 824</b>
		<b>99 620</b>	Without components · High	26	<b>79 824</b>
	<b>H</b>	<b>84 476</b>	Wood bollard tube	25 7/8	<b>79 824</b>
	<b>I</b>	<b>71 126</b>	Non-illuminated cap	3/4	-
	Bollard tubes			H	Anch. unit
Ø 7 1/2	<b>A</b>	<b>99 615</b>	Without components · Low	14 1/2	<b>79 817</b>
		<b>99 622</b>	Without components · High	32	<b>79 818</b>
	<b>B</b>	<b>99 644</b>	With integral floodlight	32	<b>79 818</b>
	<b>C</b>	<b>99 658</b>	With integral PIR motion sensor	32	<b>79 818</b>
	<b>D</b>	<b>99 635</b>	With emergency lighting battery	32	<b>79 818</b>
	<b>F</b>	<b>99 626</b>	With integral GFCI outlet	32	<b>79 818</b>
	<b>H</b>	<b>84 464</b>	Wood bollard tube	32 1/8	<b>79 818</b>
<b>I</b>	<b>71 127</b>	Non-illuminated cap	3/4	-	
	Bollard tubes			H	Anch. unit
Ø 10 3/8	<b>A</b>	<b>99 619</b>	Without components · Low	14 3/4	<b>79 818</b>
		<b>99 624</b>	Without components · High	34 1/2	<b>79 818</b>
	<b>C</b>	<b>99 659</b>	With integral PIR motion sensor	34 1/2	<b>79 818</b>
	<b>D</b>	<b>99 636</b>	With emergency lighting battery	34 1/2	<b>79 818</b>
	<b>E</b>	<b>84 623</b>	With drive-through protection	34 1/2	Included
	<b>F</b>	<b>99 627</b>	With integral GFCI outlet	34 1/2	<b>79 818</b>
	<b>G</b>	<b>98 010</b>	With integral 240 V receptacle for electric vehicles	39	<b>79 818</b>
	<b>H</b>	<b>84 465</b>	Wood bollard tube	34 1/2	<b>79 818</b>
	<b>I</b>	<b>71 126</b>	Non-illuminated cap	3/4	-

<b>A</b>	<p><b>Bollard tubes without components</b></p> <p>Bollard tubes without any additional components form the basic tubes of the LED system bollards.</p>		<b>F</b>	<p><b>Bollard tubes with integral GFCI outlet</b></p> <p>Bollard tubes with integral GFCI outlet and lockable door. Optionally available with USB receptacle or magnetic closure.</p>	
<b>B</b>	<p><b>Bollard tubes with integral floodlight</b></p> <p>Bollard tubes with integral LED floodlight. The floodlight has an adjustable inclination angle of ± 30°, can be rotated by 360° and adds an extra function to a system bollard so that it can illuminate architectural details, trees or other landscaping.</p> <p>LED color temperature: 2700 K, 3000 K, 3500 K, 4000 K</p>		<b>G</b>	<p><b>Bollard tubes with integral 240V receptacle for electric vehicles</b></p> <p>Bollard tube provided with integral 240 V NEMA 14-50R power receptacle for electric vehicle charging behind lockable door. Optionally available with magnetic closure instead of safety lock.</p>	
<b>C</b>	<p><b>Bollard tubes with integral PIR motion sensor</b></p> <p>Bollard tubes with passive infrared motion sensor. PIR motion sensor ramps lighting ON to 100 % light output when motion is detected. After the sensor stops detecting motion for 30 minutes, light output fades to 10 % of full output. Consult factory for custom motion sensor settings.</p>		<b>H</b>	<p><b>Wood bollard tubes</b></p> <p>BEGA wooden bollards soften the built environment by using natural materials of the highest quality. Available in nine unique wood stain colors. The wood is finished smooth, optionally available with a brushed finish.</p>	
<b>D</b>	<p><b>Bollard tubes with PIR motion and light sensor DALI · Zigbee · LCN</b></p> <p>Bollard tubes with a passive infrared motion and light sensor respond to thermal radiation in the dark. Other luminaires can be controlled using a Zigbee network or a DALI or LCN bus. A DALI power supply is required to control an independent DALI line.</p>		<b>I</b>	<p><b>Non-illuminated cap</b></p> <p>Designed for occasions when integral components of BEGA System Bollard tubes are required where additional light is not.</p>	
<b>E</b>	<p><b>Bollard tubes as drive-through protection</b></p> <p>An effective solution for vehicular protection and long-term security. Choose one of the three installation methods to protect against vehicular intrusion of your site.</p> <ul style="list-style-type: none"> <li>- Round bollard tubes: drive-through protection up to 7.5 metric tons at 30 mph (meets K4 and M30P1 requirements)</li> <li>- Square bollard tubes: drive through protection up to 1.5 metric tons at 30 mph</li> </ul>	