



**Wall washers**  
with symmetric or asymmetric light distribution

A series of wall mounted luminaires with symmetric or asymmetric light distribution. Luminaires with symmetric light distribution are for illuminating wall surfaces, with the mounting surface also acting as the reflection surface. Depending on the direction of the beam, luminaires with asymmetric light distribution illuminate the surface adjacent to the installation surface, such as ceilings, arches and canopies, or evenly illuminate the ground. The luminaires can be installed with light emission either upwards or downwards.

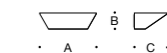
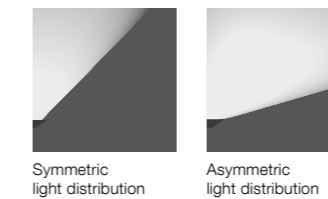

Die-cast aluminum · Safety glass · Reflector made of pure anodized aluminum

LED color temperatures: 2700K, 3000K, 3500K, 4000K

BEGA luminaires offer a minimum service life of 60,000 hours, with suitable LED replacement modules guaranteed for up to 20 years after date of purchase. Further LED technical data including luminous flux, CRI, dimming and electrical characteristics are provided on the individual luminaire specification sheets, available at [www.bega-us.com](http://www.bega-us.com)

All BEGA standard finishes are matte, textured powder coat with minimum 3 mil thickness. BEGA Unidure® finish, a fluoropolymer technology, provides superior fade protection in Black, Bronze, and Silver. BEGA standard White, as well as optionally available RAL and custom colors, are a polyester powder.

NRTL listed to North American standards · Suitable for wet locations · Protection class IP 65



Symmetric light distribution				
	LED	A	B	C
<b>33 360</b>	16.5 W	10 ¼"	3"	6"
<b>24 361</b>	33.6 W	12%	4 ½"	7%

Asymmetric light distribution				
	LED	A	B	C
<b>33 361</b>	16.5 W	10 ¼"	3"	6"
<b>24 362</b>	33.6 W	12%	4 ½"	7%