



**Recessed wall luminaires**  
Shielded or wide spread

For decades, BEGA has set the standard for recessed wall luminaires worldwide. Newly redesigned with a refined look, broader range of delivered lumens, and contractor friendly enhancements for ease of installation and quality assurance, BEGA's unwavering commitment to quality above all permeates everything about this new approach to recessed wall luminaires.

Recessed wall luminaires with shielded or wide spread light distribution. The shielded light distribution is ideal for the glare-free illumination of ground surfaces, building entrances, stairs and footpaths. The wide spread light distribution is suited for illuminating corridors and pathways. Separate installation housing allows for seamless coordination into construction and easy maintenance.

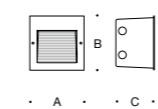
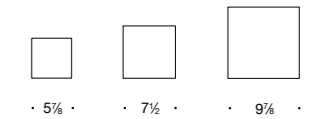

Die-cast aluminum housing and faceplate · Composite installation housing  
Safety glass with or without optical texture

LED color temperatures: 2700K, 3000K, 3500K, 4000K

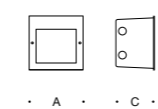
BEGA luminaires offer a minimum service life of 60,000 hours, with suitable LED replacement modules guaranteed for up to 20 years after date of purchase. Further LED technical data including luminous flux, CRI, dimming and electrical characteristics are provided on the individual luminaire specification sheets, available at [www.bega-us.com](http://www.bega-us.com).

All BEGA standard finishes are matte, textured powder coat with minimum 3 mil thickness. BEGA Unidure® finish, a fluoropolymer technology, provides superior fade protection in Black, Bronze, and Silver. BEGA standard White, as well as optionally available RAL and custom colors, are a polyester powder.

NRTL listed to North American standards · Suitable for wet locations  
Protection class IP 65



Shielded				
	LED	A	B	C
<b>24 202</b>	2.9 W	5 7/8	5 7/8	5 1/4
<b>24 203</b>	4.8 W	7 1/2	7 1/2	5 1/4
<b>24 204</b>	11.6 W	9 7/8	9 7/8	5 1/4



Wide spread				
	LED	A	B	C
<b>24 206</b>	2.9 W	5 7/8	5 7/8	5 1/4
<b>24 207</b>	4.8 W	7 1/2	7 1/2	5 1/4
<b>24 208</b>	11.6 W	9 7/8	9 7/8	5 1/4

