



Recessed wall luminaires
Shielded or unshielded

For decades, BEGA has set the standard for recessed wall luminaires worldwide. Newly redesigned with a refined look, broader range of delivered lumens, and contractor friendly enhancements for ease of installation and quality assurance, BEGA's unwavering commitment to quality above all permeates everything about this new approach to recessed wall luminaires.

Recessed wall luminaires with unshielded or shielded light distribution. The shielded light distribution is ideal for the glare-free illumination of ground surfaces, building entrances, stairs and footpaths. The unshielded luminaires have a directing and guiding light effect. The illuminance on the lit surface is lower, but the ambient brightness is greater with increased vertical illuminance. Separate installation housing allows for seamless coordination into construction and easy maintenance.

- Die-cast aluminum housing
- Die-cast aluminum faceplate with or without integral louvers
- Composite installation housing · White safety glass or clear safety glass

LED color temperatures: 2700K, 3000K, 3500K, 4000K

BEGA luminaires offer a minimum service life of 60,000 hours, with suitable LED replacement modules guaranteed for up to 20 years after date of purchase. Further LED technical data including luminous flux, CRI, dimming and electrical characteristics are provided on the individual luminaire specification sheets, available at www.bega-us.com.

All BEGA standard finishes are matte, textured powder coat with minimum 3 mil thickness. BEGA Unidure® finish, a fluoropolymer technology, provides superior fade protection in Black, Bronze, and Silver. BEGA standard White, as well as optionally available RAL and custom colors, are a polyester powder.

NRTL listed to North American standards · Suitable for wet locations
Protection class IP 65



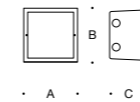
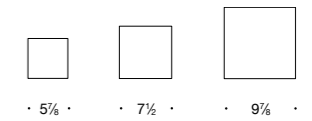
Recessed luminaire
Unshielded light



Location luminaire
Unshielded light

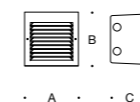


Location luminaire
Shielded light



Unshielded				
	LED	A	B	C
24 215	5.8 W	5 7/8	5 7/8	5 1/4
24 216	11.5 W	7 1/2	7 1/2	5 1/4
24 217	19.2 W	9 7/8	9 7/8	5 1/4

Unshielded · location				
	LED	A	B	C
33 296	5.8 W	5 7/8	5 7/8	5 1/4
33 297	11.5 W	7 1/2	7 1/2	5 1/4
24 200	19.2 W	9 7/8	9 7/8	5 1/4



Shielded				
	LED	A	B	C
24 232	5.8 W	5 7/8	5 7/8	5 1/4
24 233	11.5 W	7 1/2	7 1/2	5 1/4

